

Professional Traders Ltd.

DEC-07

86 PROFITABILITY STREET, NEWYORK, USA..
 PH: 555 123 4576,
 EMAIL: YOURNAME@XYZ.COM

TRADER A: MANAGING DIRECTOR - HEAD OF TRADING. A GRADUATE OF PSYCHOLOGY, TA WAS FORMERLY MANAGING DIRECTOR OF BANK OF ABC IN NEW YORK, RESPONSIBLE FOR THEIR NORTH AMERICAN ACTIVITIES IN FOREIGN EXCHANGE, PRECIOUS METALS AND FINANCIAL FUTURES. HE HAS BEEN MANAGING FX AND FUTURES RISK FOR OVER 30 YEARS.

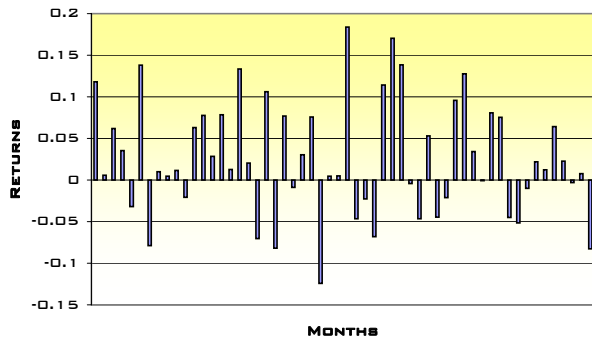
TRADER B: DIRECTOR - HEAD OF RESEARCH. A GRADUATE IN ECONOMICS AND STATISTICS, TB WAS FORMERLY SENIOR FOREIGN EXCHANGE AND FUTURES ANALYST AT XYZ BANK IN NEW YORK. TB HAS ADVISED INSTITUTIONAL CLIENTS ON FOREIGN EXCHANGE AND FUTURES RISK FOR 15 YEARS.

NET PERFORMANCE SUMMARY

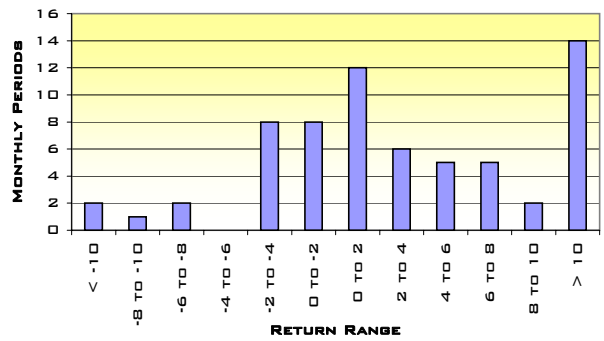
MONTHLY & YEARLY RETURNS

YEAR	JAN	FEB	MAR	APR	MAY	JUN	JUL	AUG	SEP	OCT	NOV	DEC	YEAR
2007	(0.31%)	0.77%	(8.28%)	1.25%	6.58%	9.35%	11.07%	15.36%	1.05%	2.10%	(1.05%)	2.00%	52.15%
2006	12.78%	3.43%	(0.06%)	8.07%	7.52%	(4.49%)	(5.14%)	(0.99%)	2.18%	1.25%	6.41%	2.26%	36.80%
2005	(4.64%)	(2.26%)	(6.81%)	11.42%	17.02%	13.83%	(0.41%)	(4.66%)	5.31%	(4.47%)	(2.11%)	9.56%	32.06%
2004	2.03%	(7.05%)	10.61%	(8.19%)	7.69%	(0.90%)	3.05%	7.58%	(12.44%)	0.48%	0.49%	18.40%	19.28%
2003	13.82%	(7.88%)	1.00%	0.45%	1.14%	(2.09%)	6.32%	7.77%	2.84%	7.84%	1.27%	13.36%	53.67%
2002								11.81%	0.56%	6.18%	3.54%	(3.19%)	19.67%

MONTHLY RETURNS



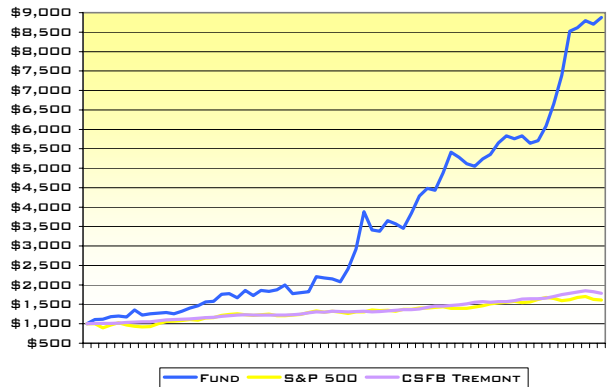
DISTRIBUTION OF RETURNS



STATISTICAL ANALYSIS

	FUND	S&P 500	CSFB TREMONT
ANNUALISED RATE OF RETURN:	49.65%	9.20%	11.27%
CUMULATIVE RETURN:	787.88%	61.07%	78.30%
CUMULATIVE VAMI:	\$ 8,879	\$ 1,611	\$ 1,783
ROLLING 12 MTH RETURN:	52.15%	3.53%	13.41%
AVERAGE MONTHLY RETURN:	3.69%	0.79%	0.90%
ANNUALISED STD DEVIATION:	27.00%	10.93%	3.75%
SHARPE RATIO (5%):	1.6536	0.3842	1.6709
LARGEST MONTHLY GAIN:	33.01%	8.64%	3.25%
LARGEST MONTHLY LOSS:	(12.02%)	(11.00%)	(2.15%)
MAXIMUM DRAWDOWN:	(12.94%)	(11.00%)	(1.05%)
MTHS IN MAX DRAWDOWN:	2	1	1
MONTHS TO RECOVER:	5	3	2
POSITIVE MONTHS:	67.69%	67.69%	80.00%

GROWTH OF INITIAL \$1,000



CONTACT : YOUR NAME HERE 555 123 4567 OR EMAIL YOURNAME@XYZ.COM

This presentation is furnished on a confidential basis only for use by the recipient and only for discussion purposes and is subject to completion and amendment. The presentation is not advice or a recommendation to enter into any transaction. The presentation is not an offer to buy or sell, nor a solicitation of an offer to buy or sell, any security or other financial instrument. The presentation is based upon information obtained from sources that FXWW considers to be reliable, however, FXWW makes no representation as to, and accepts no responsibility or liability for, the accuracy or completeness of the information. All fund performance herein are net of management and performance fee.